

# Purchasing Packages



# CryptoProgram **ONLY** allows fully decentralized wallets

Most Popular:



<https://metamask.io/>



<https://www.exodus.com/>



<https://trustwallet.com/>



**CryptoProgram.me**

# You will also need an Authenticator



Google Authenticator

Android Version:

[https://play.google.com/store/apps/details?id=com.google.android.apps.authenticator2&hl=en\\_US&gl=US](https://play.google.com/store/apps/details?id=com.google.android.apps.authenticator2&hl=en_US&gl=US)

IOS Version:

<https://apps.apple.com/us/app/google-authenticator/id388497605>

or



<https://authy.com/>



CryptoProgram.me

# Now you are ready to register ...



CRYPTOPROGRAM.ME

THE **BEST**  
WAY TO  
**GROW YOUR**  
CRYPTO

Create your account at [Cryptoprogram.me](https://cryptoprogram.me) to start **passively growing your crypto each month.**

Register

Login



**CryptoProgram.me**

# In order to purchase a package you need to add a wallet



Profile



Packages



Profits



Tutorials



FAQ



Logout

**Note:** Click the button of "**Referral Comissions**" of the wallet you want to select to receive payments of your referral commissions for your tier one and tier two referrals.

**Note:** Click the button of "**Wallet to pay me**" of the wallet you want to select to receive payments of your packages profits.

**Note:** At this time you can **ONLY** select withdrawal payouts of any kind to a **Decentralized USDT ERC20 wallet**. In the future USDC ERC20 and USDT TRC20 will be added as options for withdrawal payouts, check back on a regular basis for those options.

**Note:** Purchases can be made in **USDT ERC20, USDT TRC20 & USDC ERC20**

**Note:** Marking the wallets: **Dark Blue** = selected. **White** = not selected

Exchange/Wallet	Currency	Wallet Address	Wallet Nickname	Referral Comissions	Wallet to pay me	Configuration
	USDT ERC20	0xabA681D82D3adc46bc578B6A88B38A4b2E7cb561	MM CryptoProgram	<input type="radio"/>	<input checked="" type="radio"/>	
	USDT ERC20	0xabA681D82D3adc46bc578B6A88B38A4b2E7cb561	commissions	<input checked="" type="radio"/>	<input type="radio"/>	

**WARNING:** If you fail to send funds from a decentralized wallet and send from a centralized wallet to purchase your package it will not be activated, and your funds will be returned to you within 7 days and there will be a 75 USDT/USDC admin fee to send them back to you.

New wallet

Click on Profile, scroll down to New Wallet  
Paste your wallet address there.



CryptoProgram.me

# You will need to have USDT or USDC in your wallet to purchase a package

The screenshot shows the CryptoProgram.me interface. On the left is a navigation menu with icons and labels: Profile, Packages (circled in red), Profits, Tutorials, FAQ, and Logout. The main content area displays a table of active packages with the following data:

	NUMBER	CRYPTO	DATE		DATE	VALUE	CURRENCY	PRICE	
Active	2	1000	2023-01-25	1	2023-02-26	250	USDT ERC20	0	CANCEL
Active	3	1500	2023-01-24	1	2023-02-25	375	USDT ERC20	0	CANCEL
Active	1	500	2023-01-03	2	2023-03-06	125	USDT ERC20	125	CANCEL
Active	1	500	2023-01-01	2	2023-03-04	125	USDT ERC20	125	CANCEL

**Crypto packages can be risky, purchase packages responsibly.**

**Note:** CryptoProgram does not charge any fees when purchasing your package(s). However, you may be charged fees from your exchange, from your wallet and going through the Ethereum Network. So the amount that shows up to purchase your package may be less than the amount owed for your package, therefore, you may have to add additional funds to complete your package purchase and the total amount is properly delivered to the Program. Any amount that's sent over the amount owed of your package(s) does not get credited, it goes to the Program to help support the costs of running the program and the expenses associated with it.

**Warning:** You must register in your profile a wallet you will use to send funds with from a Decentralized Crypto Wallet (Like Exodus, Trust Wallet, MetaMask, Ledger, Ngrave, Atomic Wallet, Klever, Coolbit - Cold Wallet, Brave wallet), and you must select that exact wallet while purchasing package(s) in the "Wallet you will use to purchase" Dropdown. If you don't send funds from the same wallet you selected, there will be a delay with the automation to activate your package and can take several days.

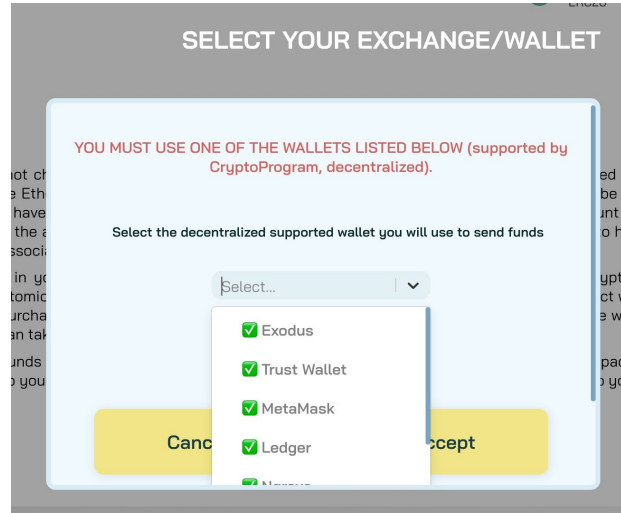
**Warning:** If you fail to send funds from a decentralized wallet and send from a centralized wallet to purchase your package it will not be activated, and your funds will be returned to you within 7 days and there will be a 75 USDT/USDC admin fee to send them back to you.

**Purchase Now** (button circled in red)

For additional help contact the person that referred you, Stan Richards, dmstan@gmail.com or the person that referred them Brandon Adams, iambadtrader@gmail.com

Each Package is 550 USDT / USDC (Buy As Many As You Want)

# You will be prompted to choose the wallet you wish to use to purchase your packages



Warning: You must register in your profile a wallet you will use to send funds with from a Decentralized Crypto Wallet (Like Exodus, Trust Wallet, MetaMask, Ledger, Ngrave, Atomic Wallet, Klever, Coolbit - Cold Wallet, Brave wallet), and you must select that exact wallet while purchasing package(s) in the "Wallet you will use to purchase" Dropdown. If you don't send funds from the same wallet you selected, there will be a delay with the automation to activate your package and can take several days.



# You must choose one of the accepted wallets.

Failure to do so will void your purchase plus a 75 USDT/USDC penalty upon refund

## SELECT YOUR EXCHANGE/WALLET

YOU MUST USE ONE OF THE WALLETS LISTED BELOW (supported by CryptoProgram, decentralized).

Select the decentralized supported wallet you will use to send funds

MetaMask | ▾

You selected a correct type of wallet. Please make sure the wallet you will use to purchase, the one you will use to send the funds from, is setup in your profile and make sure to select it on the next screen for you package to be automatically activated.



# Simply choose "accept" to continue

SELECT YOUR EXCHANGE/WALLET

Select the decentralized supported wallet you will use to send funds

MetaMask

You selected a correct type of wallet. Please make sure the wallet you will use to purchase, the one you will use to send the funds from, is setup in your profile and make sure to select it on the next screen for you package to be automatically activated.

Cancel Accept






# Now you will choose the crypto you wish to use to purchase your packages

**BUY NEW PACKAGES**

Select crypto currency

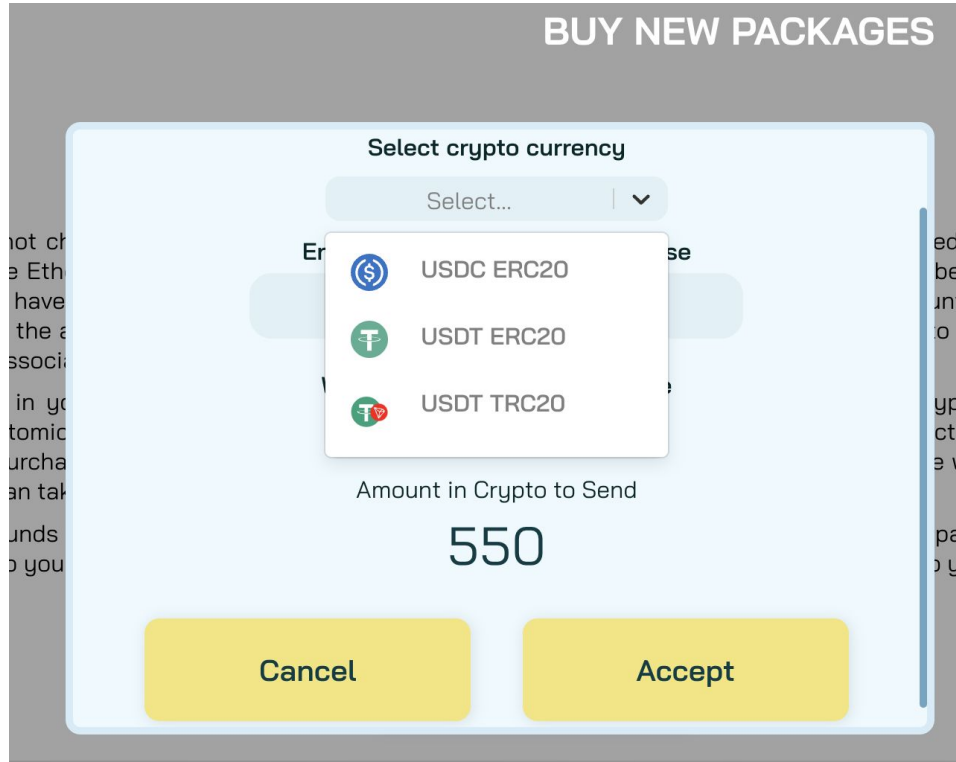
Select... | v

-  USDC ERC20
-  USDT ERC20
-  USDT TRC20

Amount in Crypto to Send

**550**


**Cancel** **Accept**



**Once you have selected the crypto currency simply choose  
How many packages you want to purchase**

**BUY NEW PACKAGES**

Select crypto currency

 USDT ERC20 | v

Enter qty of packages to purchase

20

Wallet you will use to purchase

Select... | v

Amount in Crypto to Send

**11000**


**Cancel** **Accept**



# Choose which wallet to purchase from

**BUY NEW PACKAGES**

Select crypto currency

 USDT ERC20 | v

Enter qty of packages to purchase

20

Wallet you will use to purchase

Select... | v

MM CryptoProgram  
commissions

Cancel Accept

**Click Accept**



# You will be asked to confirm the wallet address you choose to complete the purchase

CRYPTO	DATE	CRYPTO	CURRENCY
1000	2023-01-01	250	USDT ERC20
1500	2023-01-01	375	USDT ERC20
500	2023-01-01	125	USDT ERC20
500	2023-01-01	125	USDT ERC20

**CryptoProgram says:**

Confirm your sending wallet or your crypto could be lost.

**Nickname:** MM CryptoProgram

**Address:**  
0xabA681D82D3adc46bc57886A88B38A4b2E7cb561

OK

Select crypto currency

USDT ERC20

Enter qty of packages to purchase

20

Wallet you will use to purchase

MM CryptoProgram

Amount in Crypto to Send

11000

Cancel Accept



# If your information is correct it will confirm Package Created

The screenshot displays the CryptoProgram.me interface. At the top, a white confirmation dialog box with a blue 'OK' button contains the text: 'cryptoprogram.me says Package Created'. Below this, a table lists package details:

AMOUNT	DATE	QUANTITY	DATE	AMOUNT	CURRENCY
500	2023-01-03	2	2023-03-06	125	USDT ERC20
500	2023-01-01	2	2023-03-04	125	USDT ERC20

Below the table is a section titled 'BUY NEW PACKAGES'. A light blue modal form is open, containing the following fields:

- Select crypto currency:** A dropdown menu showing 'USDT ERC20' with a green 'T' icon.
- Enter qty of packages to purchase:** A text input field containing the number '20'.
- Wallet you will use to purchase:** A dropdown menu showing 'MM CryptoProgram'.
- Amount in Crypto to Send:** A large text display showing '11000'.
- Buttons:** A yellow 'Cancel' button and a 'Loading...' indicator.



**You will now either scan the QR code or copy and paste the receiving wallet address into your sending wallet**

500    2023-01-01    2    2023-03-04    125    **PAYMENT**

**Pending Payment**  
Scroll down to see important information ↓



This wallet address in the QR Code and the textbox is the CryptoProgram's Wallet you must send funds TO with the currency you selected. This is NOT YOUR wallet address, this is the wallet address to send funds TO. Please ensure that you send the funds to this exact wallet by copying the wallet address or scanning the QR Code.



0xf5491f793D47A6Ea22f5e0B9AD3990CF  
66c4b40B



# Once your purchase is confirm on the blockchain your Packages will post in your back office.

500	2023-01-03	2	2023-03-06	125	 USDT ERC20
500	2023-01-01	2	2023-03-04	125	 USDT ERC20

**PAYMENT**

If the payment isn't confirmed in **12 hours** , the package will be rejected.

This wallet address is **USDT ERC20** . DO NOT send any other crypto currency to this address other than **USDT ERC20** or your money will be lost and most likely never recovered. CryptoProgram.me is not responsible if you don't send the proper crypto to the same network address displayed on this page. There is no need to send any type of confirmation that your packages was purchased to us. Our system is automated and you will be notified by email once you have sent the amount of funds to purchase your package. Any amount of funds over the full amount required for your package will not be credited for future purchases. If you don't send the full amount your package(s) won't be confirmed in the system which will require you to send the additional amount you are short to pay for your package(s) in full.

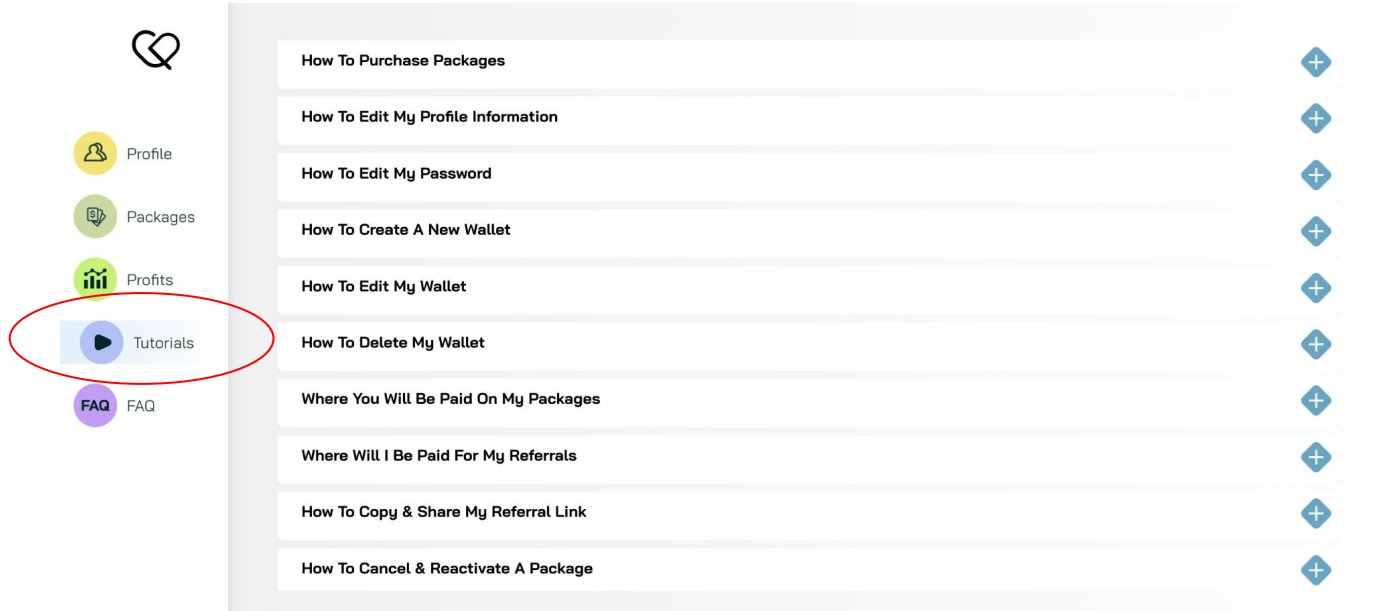
**Accept**

Click Accept



CryptoProgram.me

# Free Training Videos “Tutorials” In your back office



The image shows a user interface for a back office. On the left is a sidebar menu with a heart icon at the top. Below it are several menu items: Profile (yellow icon), Packages (green icon), Profits (green icon), Tutorials (blue icon with a play button, circled in red), and FAQ (purple icon). The main content area on the right displays a list of tutorial videos, each with a title and a blue play button icon on the right side. The titles are: How To Purchase Packages, How To Edit My Profile Information, How To Edit My Password, How To Create A New Wallet, How To Edit My Wallet, How To Delete My Wallet, Where You Will Be Paid On My Packages, Where Will I Be Paid For My Referrals, How To Copy & Share My Referral Link, and How To Cancel & Reactivate A Package.

- How To Purchase Packages
- How To Edit My Profile Information
- How To Edit My Password
- How To Create A New Wallet
- How To Edit My Wallet
- How To Delete My Wallet
- Where You Will Be Paid On My Packages
- Where Will I Be Paid For My Referrals
- How To Copy & Share My Referral Link
- How To Cancel & Reactivate A Package

<https://cryptoprogram.me/tutorials>



CryptoProgram.me